



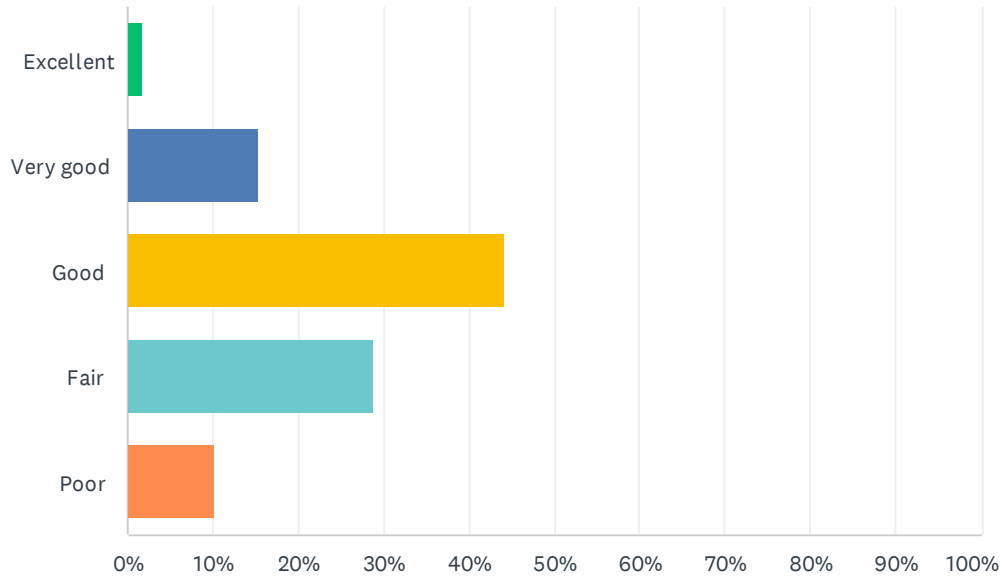
THE CITY OF  
**HARRISONVILLE**  
WHERE TRADITION MEETS INNOVATION

# Community for All Ages Citizen Survey Results 2022



# Q1 How would you rate our community as a place for people to live as they age?

Answered: 59 Skipped: 0



ANSWER CHOICES	RESPONSES
Excellent	1.69% 1
Very good	15.25% 9
Good	44.07% 26
Fair	28.81% 17
Poor	10.17% 6
<b>TOTAL</b>	<b>59</b>

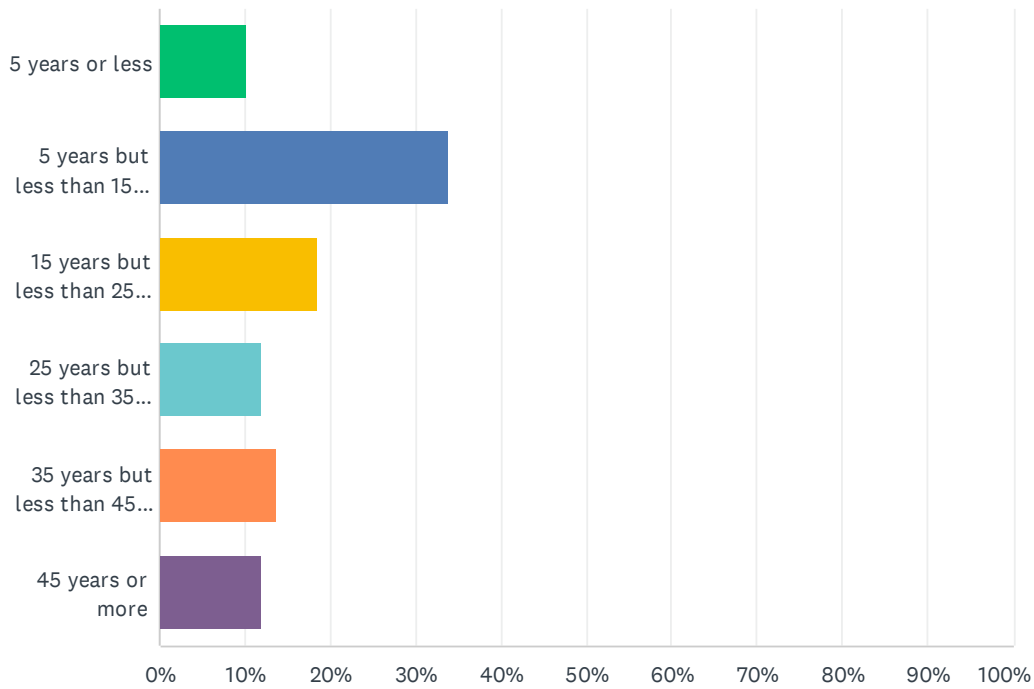
## Q2 What is your 5-digit ZIP code?

Answered: 59 Skipped: 0

<u>Zip Code</u>	<u>Responses</u>
64701	58
64080	1

### Q3 How long have you lived in this community?

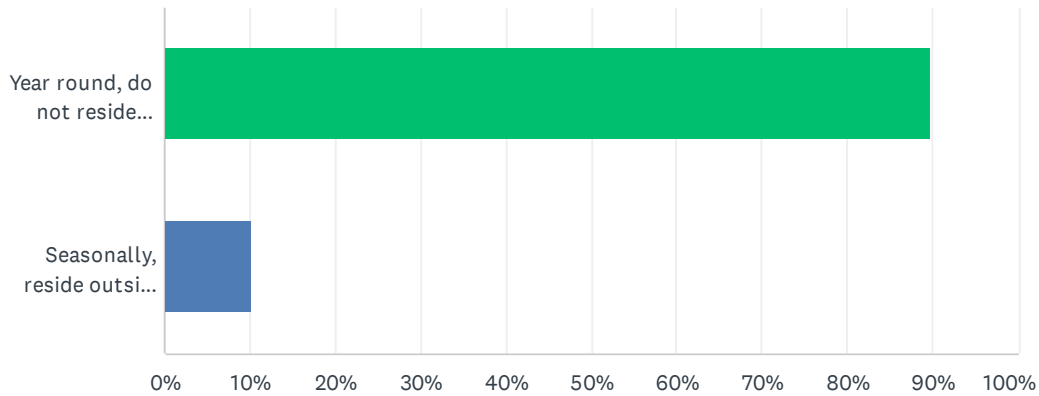
Answered: 59 Skipped: 0



ANSWER CHOICES	RESPONSES	
5 years or less	10.17%	6
5 years but less than 15 years	33.90%	20
15 years but less than 25 years	18.64%	11
25 years but less than 35 years	11.86%	7
35 years but less than 45 years	13.56%	8
45 years or more	11.86%	7
<b>TOTAL</b>		<b>59</b>

**Q4 Some people reside in places outside the City of Harrisonville for part of the year. Which of the following describes how you reside in our city?  
(CHECK ONLY ONE)**

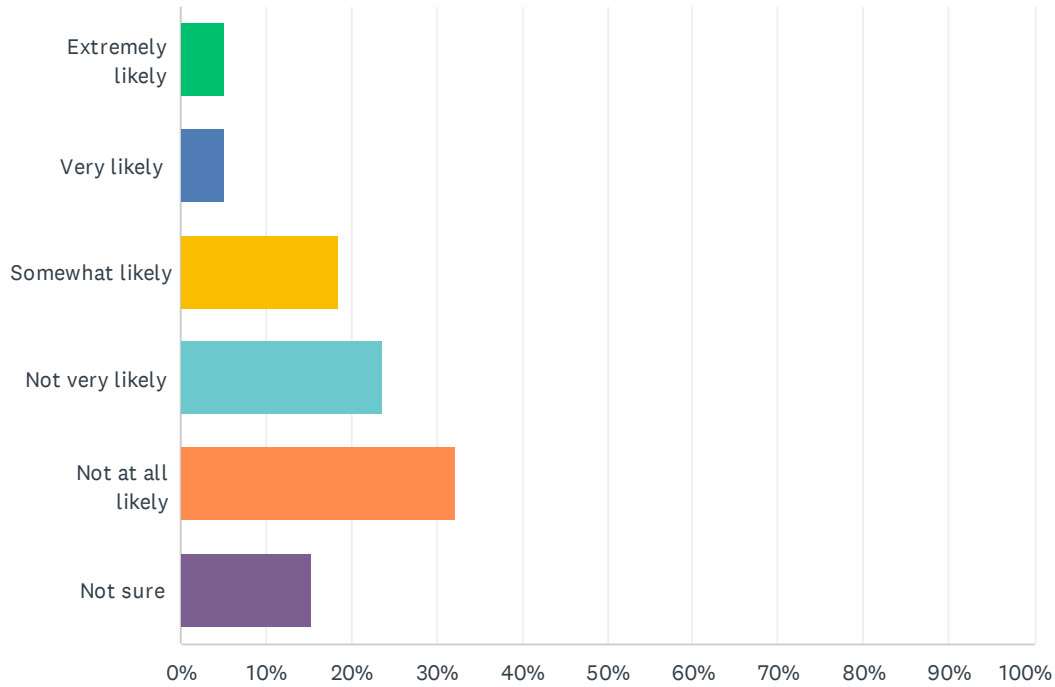
Answered: 59 Skipped: 0



ANSWER CHOICES	RESPONSES	
Year round, do not reside anywhere outside of Harrisonville's city limits.	89.83%	53
Seasonally, reside outside of Harrisonville's city limits during winter, spring, summer or fall on a regular basis.	10.17%	6
<b>TOTAL</b>		<b>59</b>

## Q5 Thinking about your retirement years when you do not work, how likely is it that you will move to a different home within the City of Harrisonville?

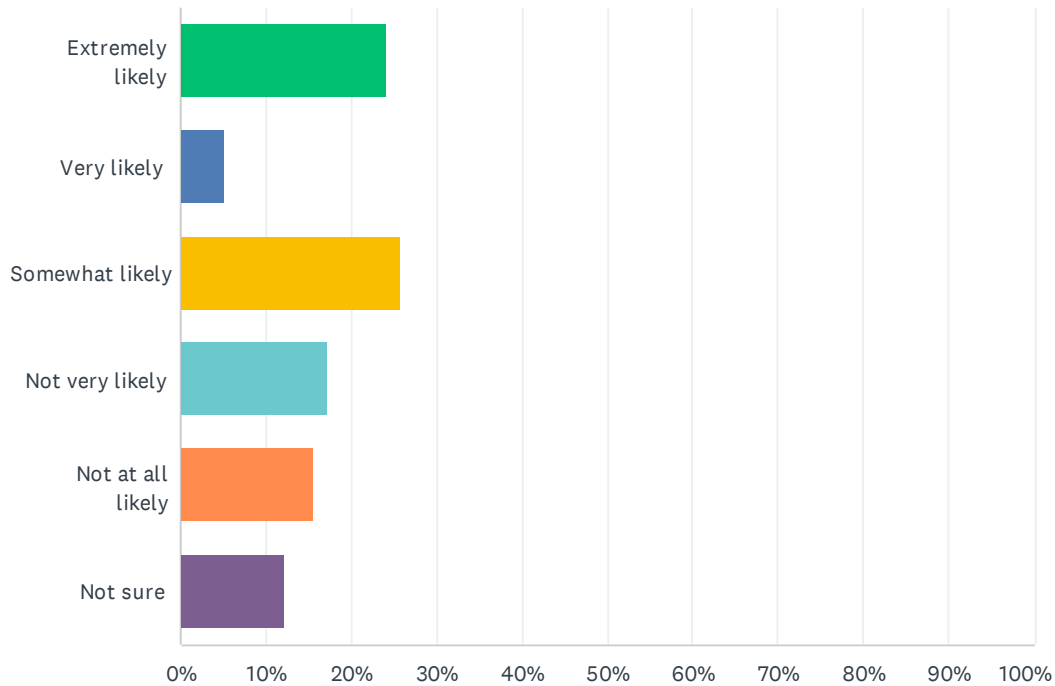
Answered: 59 Skipped: 0



ANSWER CHOICES	RESPONSES	
Extremely likely	5.08%	3
Very likely	5.08%	3
Somewhat likely	18.64%	11
Not very likely	23.73%	14
Not at all likely	32.20%	19
Not sure	15.25%	9
<b>TOTAL</b>		<b>59</b>

## Q6 Thinking about your retirement years when you do not work, how likely is it that you will move to a different home outside of the City of Harrisonville?

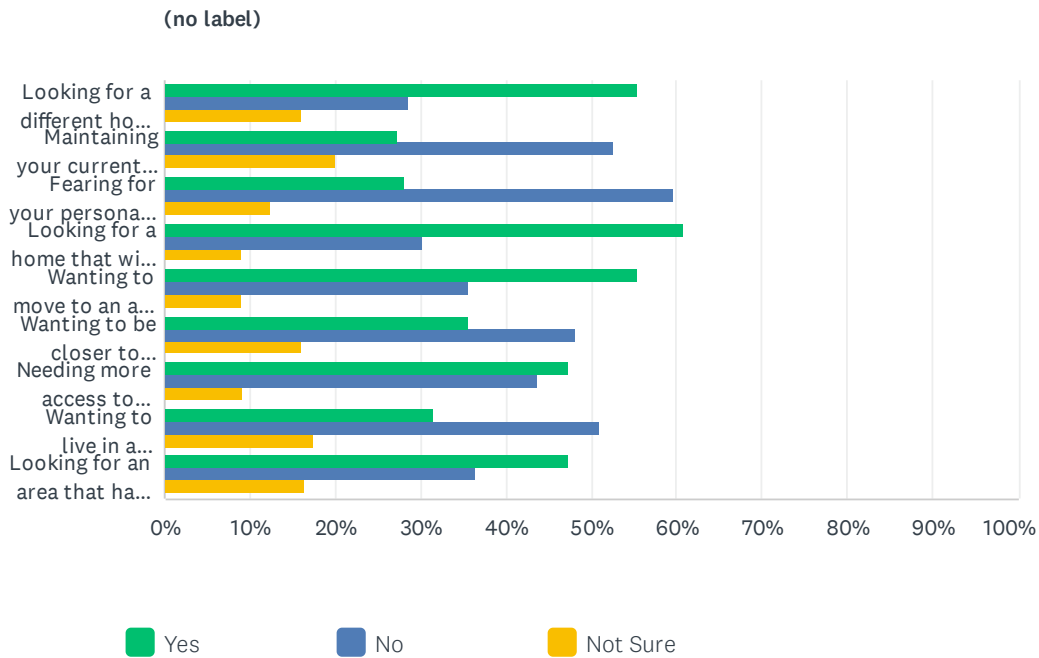
Answered: 58 Skipped: 1



ANSWER CHOICES	RESPONSES	
Extremely likely	24.14%	14
Very likely	5.17%	3
Somewhat likely	25.86%	15
Not very likely	17.24%	10
Not at all likely	15.52%	9
Not sure	12.07%	7
<b>TOTAL</b>		<b>58</b>

### Q7 If you were to consider moving out of the City of Harrisonville during your retirement when you do not work, would the following factors impact your decision to move? (Choices – Yes, No, Not Sure)

Answered: 58 Skipped: 1

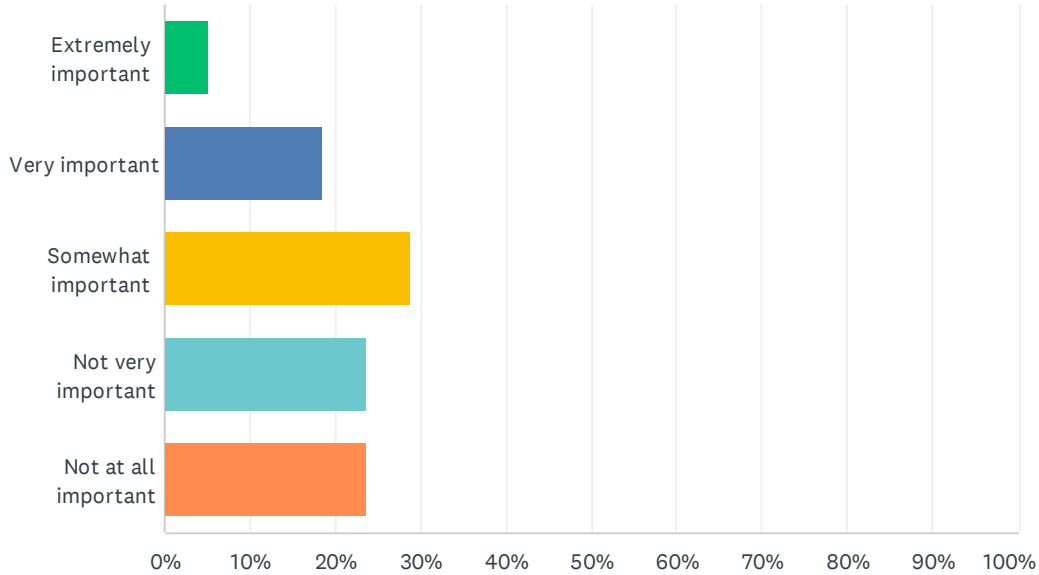


(no label)	YES	NO	NOT SURE	TOTAL
Looking for a different home size that meets your needs	55.36% 31	28.57% 16	16.07% 9	56
Maintaining your current home will be too expensive	27.27% 15	52.73% 29	20.00% 11	55
Fearing for your personal safety or security concerns	28.07% 16	59.65% 34	12.28% 7	57
Looking for a home that will help you live independently as you age	60.71% 34	30.36% 17	8.93% 5	56
Wanting to move to an area that has better health care facilities	55.36% 31	35.71% 20	8.93% 5	56
Wanting to be closer to family	35.71% 20	48.21% 27	16.07% 9	56
Needing more access to public transportation	47.27% 26	43.64% 24	9.09% 5	55
Wanting to live in a different climate	31.58% 18	50.88% 29	17.54% 10	57
Looking for an area that has a lower cost of living	47.27% 26	36.36% 20	16.36% 9	55



## Q8 How important is it for you to remain in the City of Harrisonville as you age?

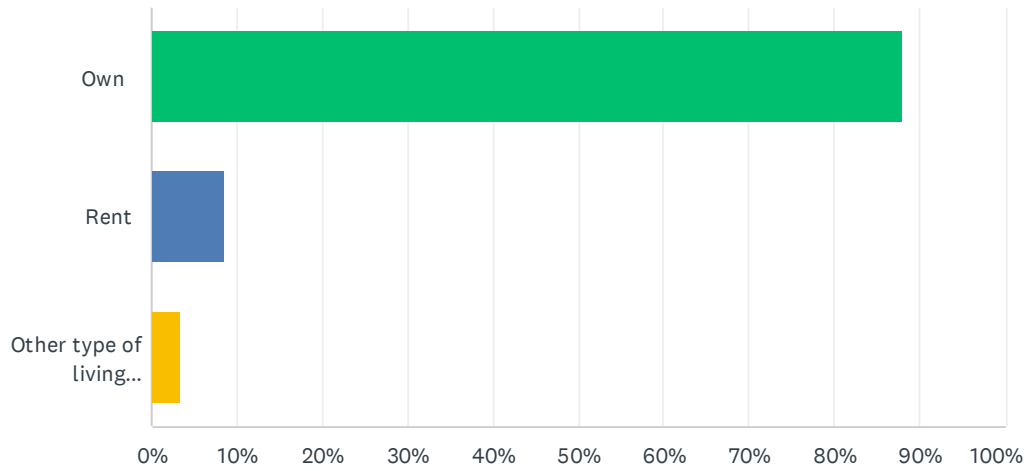
Answered: 59 Skipped: 0



ANSWER CHOICES	RESPONSES	
Extremely important	5.08%	3
Very important	18.64%	11
Somewhat important	28.81%	17
Not very important	23.73%	14
Not at all important	23.73%	14
<b>TOTAL</b>		<b>59</b>

### Q9 Do you own or rent your primary home – or do you have some other type of living arrangement, such as living in the home of a family member of friend?

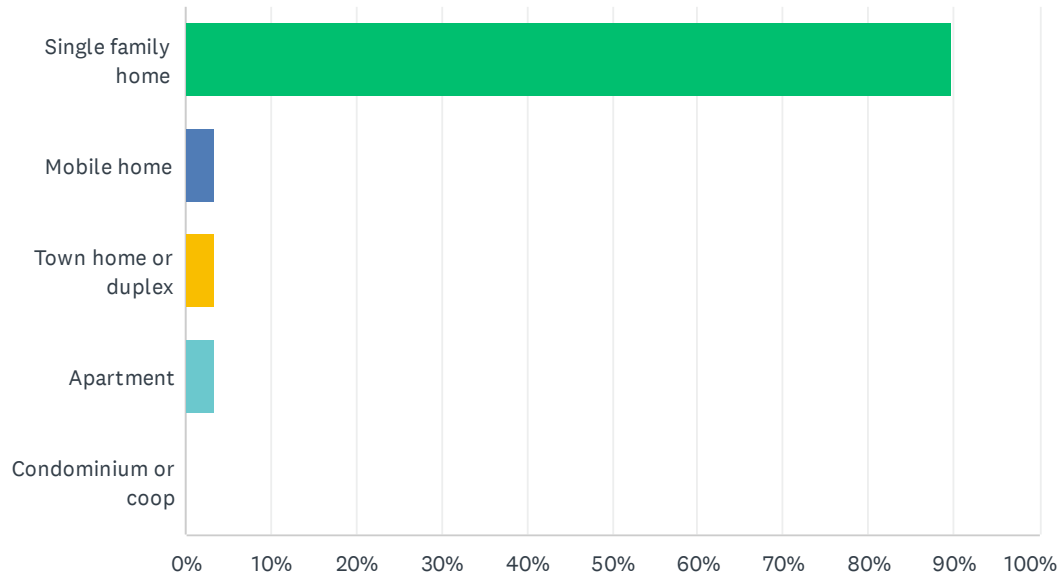
Answered: 59 Skipped: 0



ANSWER CHOICES	RESPONSES	
Own	88.14%	52
Rent	8.47%	5
Other type of living arrangement	3.39%	2
<b>TOTAL</b>		<b>59</b>

## Q10 What type of home is your primary home?

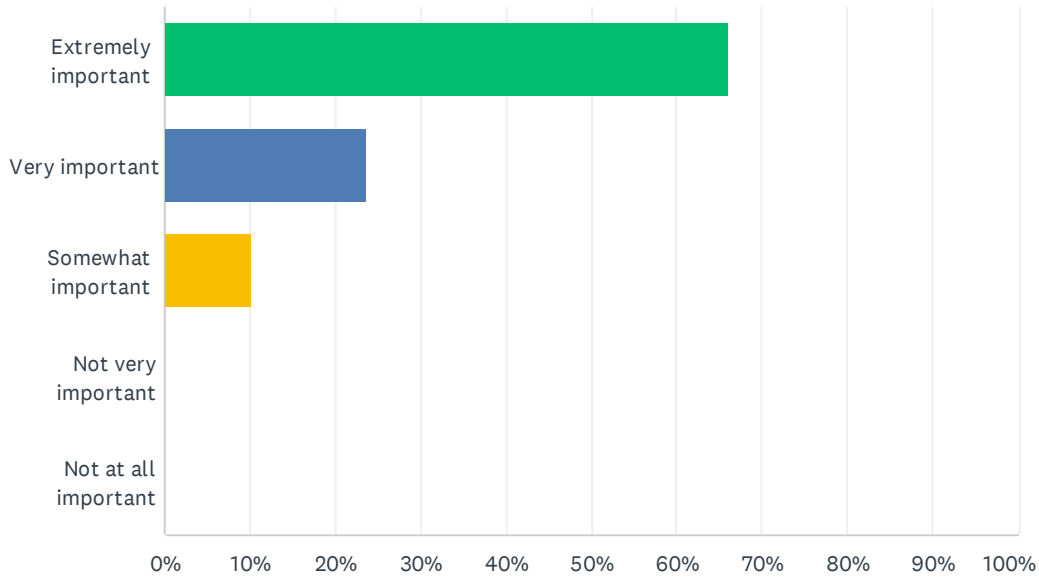
Answered: 59 Skipped: 0



ANSWER CHOICES	RESPONSES	
Single family home	89.83%	53
Mobile home	3.39%	2
Town home or duplex	3.39%	2
Apartment	3.39%	2
Condominium or coop	0.00%	0
<b>TOTAL</b>		<b>59</b>

## Q11 How important is it for you to be able to live independently in your own home as you age?

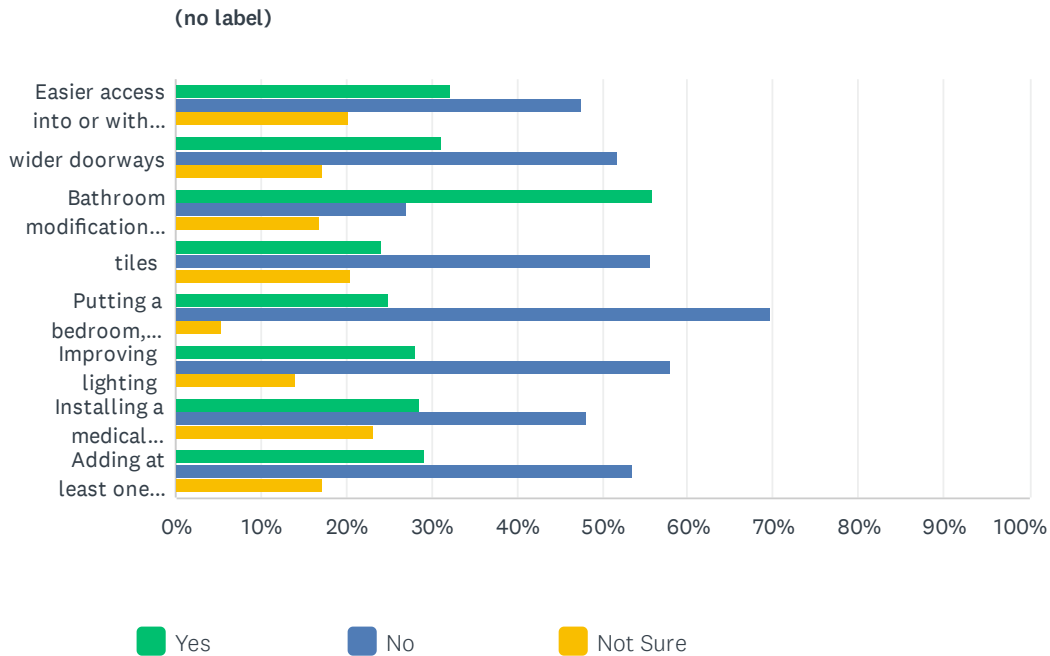
Answered: 59 Skipped: 0



ANSWER CHOICES	RESPONSES	
Extremely important	66.10%	39
Very important	23.73%	14
Somewhat important	10.17%	6
Not very important	0.00%	0
Not at all important	0.00%	0
<b>TOTAL</b>		<b>59</b>

Q12 People sometimes make modifications to their home so they can stay there as they age. Do you think you will need to make the following types of modifications or improvements to your home to enable you to stay there as you age? (Choices: Yes, No, Not Sure)

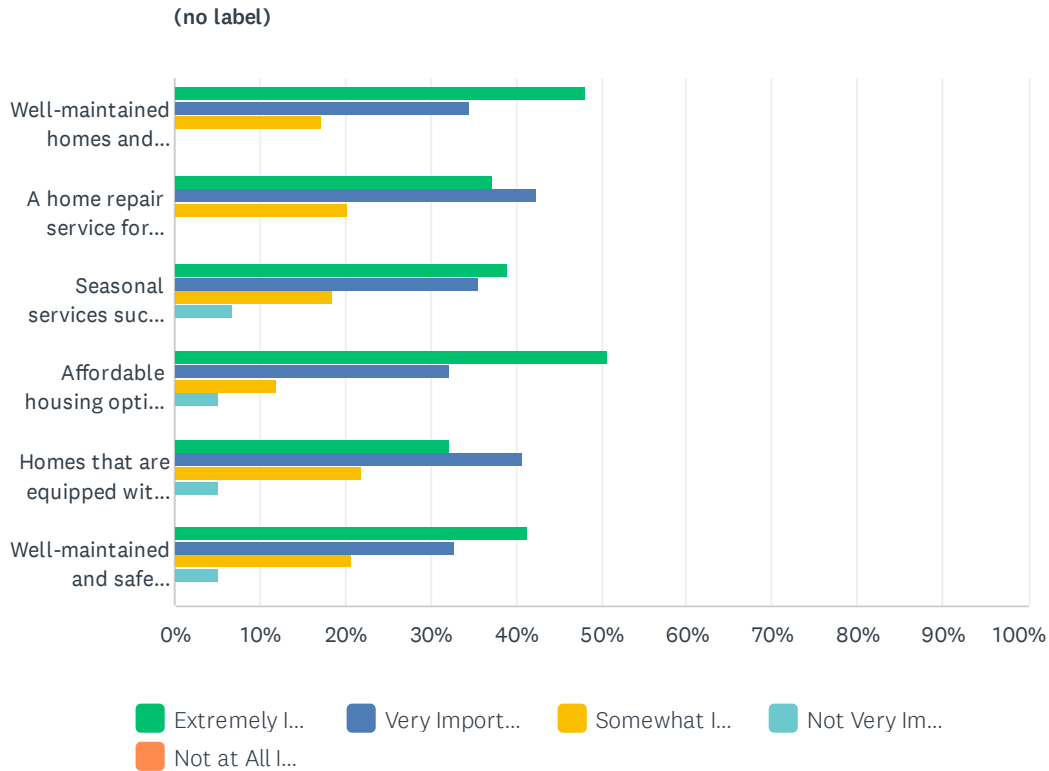
Answered: 59 Skipped: 0



(no label)	YES	NO	NOT SURE	TOTAL
Easier access into or within your home such as a ramp, chairlift or elevator, or wider doorways	32.20% 19	47.46% 28	20.34% 12	59
Bathroom modifications such as grab bars, handrails, a higher toilet or non-slip tiles	55.93% 33	27.12% 16	16.95% 10	59
Putting a bedroom, bathroom and kitchen on the first floor	25.00% 14	69.64% 39	5.36% 3	56
Improving lighting	28.07% 16	57.89% 33	14.04% 8	57
Installing a medical emergency response system that notifies others in case of emergency	28.57% 16	48.21% 27	23.21% 13	56
Adding at least one no-step entry into the house	29.31% 17	53.45% 31	17.24% 10	58

### Q13 How important do you think it is to have the following in your community? (Choices: Extremely Important, Very Important, Somewhat Important, Not Very Important, Not At All Important)

Answered: 59 Skipped: 0

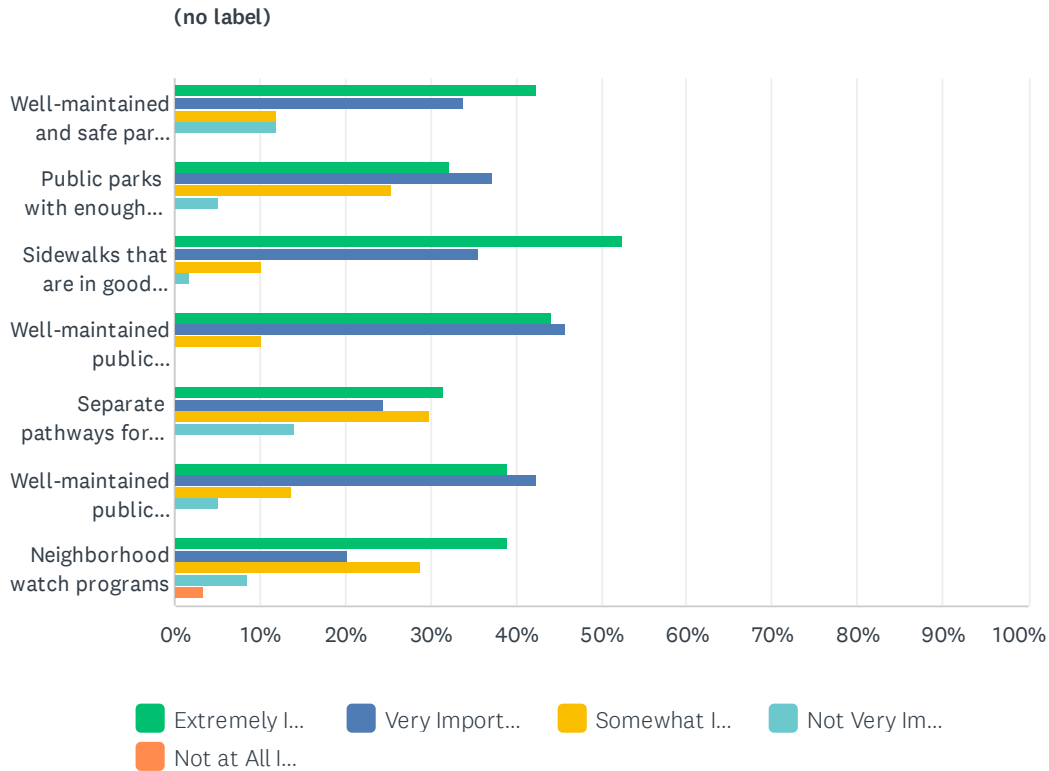


Community for All Ages Resident Survey

(no label)						
	EXTREMELY IMPORTANT	VERY IMPORTANT	SOMEWHAT IMPORTANT	NOT VERY IMPORTANT	NOT AT ALL IMPORTANT	TOTAL
Well-maintained homes and properties	48.28% 28	34.48% 20	17.24% 10	0.00% 0	0.00% 0	58
A home repair service for low-income and older adults that helps with repairs	37.29% 22	42.37% 25	20.34% 12	0.00% 0	0.00% 0	59
Seasonal services such as lawn work or snow removal for low-income and older adults	38.98% 23	35.59% 21	18.64% 11	6.78% 4	0.00% 0	59
Affordable housing options (such as active adult communities, assisted living and communities with shared facilities and outdoor spaces) for adults of varying income levels	50.85% 30	32.20% 19	11.86% 7	5.08% 3	0.00% 0	59
Homes that are equipped with features such as a no-step entry, wider doorways, first floor bedroom and bath, grab bars in bathrooms	32.20% 19	40.68% 24	22.03% 13	5.08% 3	0.00% 0	59
Well-maintained and safe low-income housing	41.38% 24	32.76% 19	20.69% 12	5.17% 3	0.00% 0	58

### Q14 How important do you think it is to have the following in your community? (Choices: Extremely Important, Very Important, Somewhat Important, Not Very Important, Not At All Important)

Answered: 59 Skipped: 0



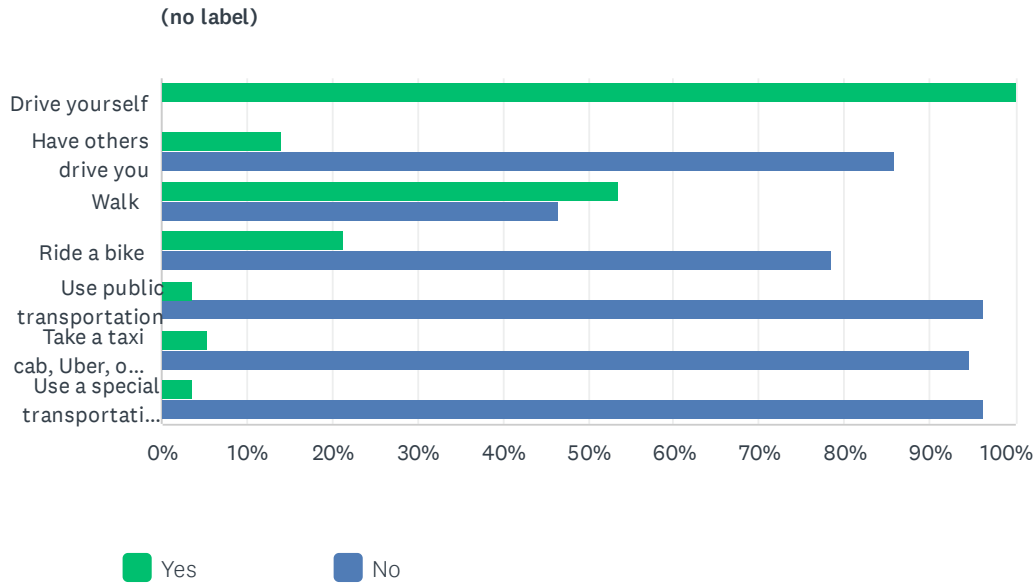


Community for All Ages Resident Survey

(no label)						
	EXTREMELY IMPORTANT	VERY IMPORTANT	SOMEWHAT IMPORTANT	NOT VERY IMPORTANT	NOT AT ALL IMPORTANT	TOTAL
Well-maintained and safe parks that are within walking distance of your home	42.37% 25	33.90% 20	11.86% 7	11.86% 7	0.00% 0	59
Public parks with enough benches	32.20% 19	37.29% 22	25.42% 15	5.08% 3	0.00% 0	59
Sidewalks that are in good condition, free from obstruction and are safe for pedestrian use and accessible for wheelchairs and other assistive mobility devices	52.54% 31	35.59% 21	10.17% 6	1.69% 1	0.00% 0	59
Well-maintained public buildings and facilities that are accessible to people of different physical abilities	44.07% 26	45.76% 27	10.17% 6	0.00% 0	0.00% 0	59
Separate pathways for bicyclists and pedestrians	31.58% 18	24.56% 14	29.82% 17	14.04% 8	0.00% 0	57
Well-maintained public restrooms that are accessible to people of different physical abilities	38.98% 23	42.37% 25	13.56% 8	5.08% 3	0.00% 0	59
Neighborhood watch programs	38.98% 23	20.34% 12	28.81% 17	8.47% 5	3.39% 2	59

### Q15 Do you get around for things like shopping, visiting the doctor, running errands or going to other places in the following ways (Choices: Yes, No)

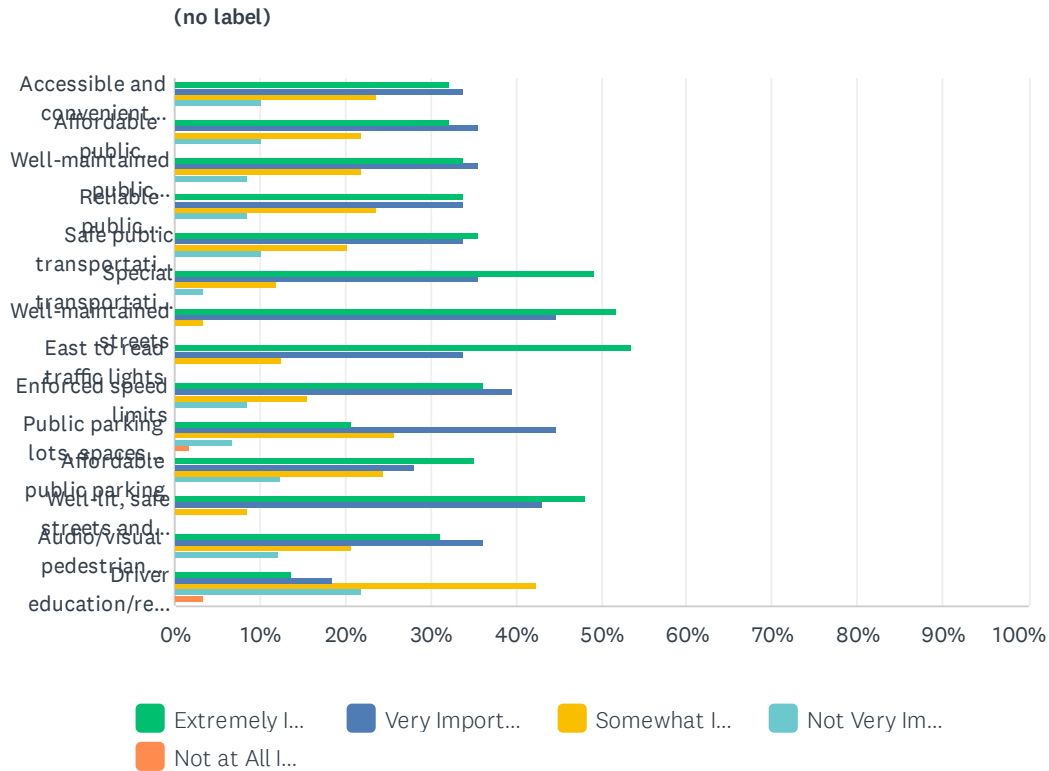
Answered: 59 Skipped: 0



(no label)	YES	NO	TOTAL
Drive yourself	100.00% 59	0.00% 0	59
Have others drive you	14.04% 8	85.96% 49	57
Walk	53.57% 30	46.43% 26	56
Ride a bike	21.43% 12	78.57% 44	56
Use public transportation	3.57% 2	96.43% 54	56
Take a taxi cab, Uber, or other ride-sharing option	5.36% 3	94.64% 53	56
Use a special transportation service, such as one for seniors or persons with disabilities	3.57% 2	96.43% 54	56

### Q16 How important do you think it is to have the following in your community? (Choices: Extremely Important, Very Important, Somewhat Important, Not Very Important, Not At All Important)

Answered: 59 Skipped: 0

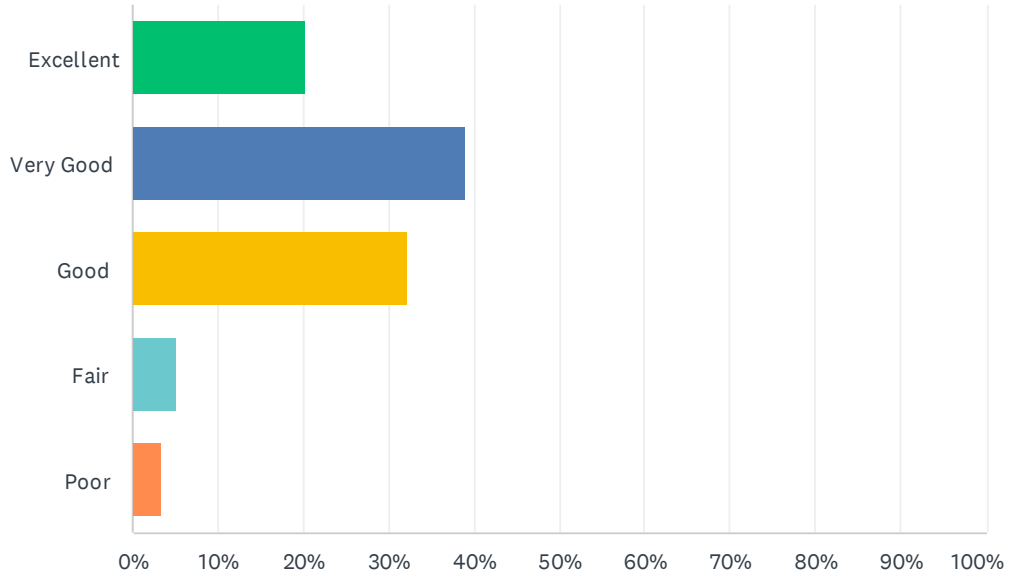


Community for All Ages Resident Survey

(no label)	EXTREMELY IMPORTANT	VERY IMPORTANT	SOMEWHAT IMPORTANT	NOT VERY IMPORTANT	NOT AT ALL IMPORTANT	TOTAL
Accessible and convenient public transportation	32.20% 19	33.90% 20	23.73% 14	10.17% 6	0.00% 0	59
Affordable public transportation	32.20% 19	35.59% 21	22.03% 13	10.17% 6	0.00% 0	59
Well-maintained public transportation vehicles	33.90% 20	35.59% 21	22.03% 13	8.47% 5	0.00% 0	59
Reliable public transportation	33.90% 20	33.90% 20	23.73% 14	8.47% 5	0.00% 0	59
Safe public transportation stops or areas	35.59% 21	33.90% 20	20.34% 12	10.17% 6	0.00% 0	59
Special transportation services for people with disabilities and older adults	49.15% 29	35.59% 21	11.86% 7	3.39% 2	0.00% 0	59
Well-maintained streets	51.72% 30	44.83% 26	3.45% 2	0.00% 0	0.00% 0	58
Easy to read traffic lights	53.57% 30	33.93% 19	12.50% 7	0.00% 0	0.00% 0	56
Enforced speed limits	36.21% 21	39.66% 23	15.52% 9	8.62% 5	0.00% 0	58
Public parking lots, spaces and areas to park	20.69% 12	44.83% 26	25.86% 15	6.90% 4	1.72% 1	58
Affordable public parking	35.09% 20	28.07% 16	24.56% 14	12.28% 7	0.00% 0	57
Well-lit, safe streets and intersections for all users (pedestrians, bicyclists, drivers)	48.28% 28	43.10% 25	8.62% 5	0.00% 0	0.00% 0	58
Audio/visual pedestrian crossings	31.03% 18	36.21% 21	20.69% 12	12.07% 7	0.00% 0	58
Driver education/refresher courses	13.56% 8	18.64% 11	42.37% 25	22.03% 13	3.39% 2	59

## Q17 In general, when compared to most people your age, how would you rate your health?

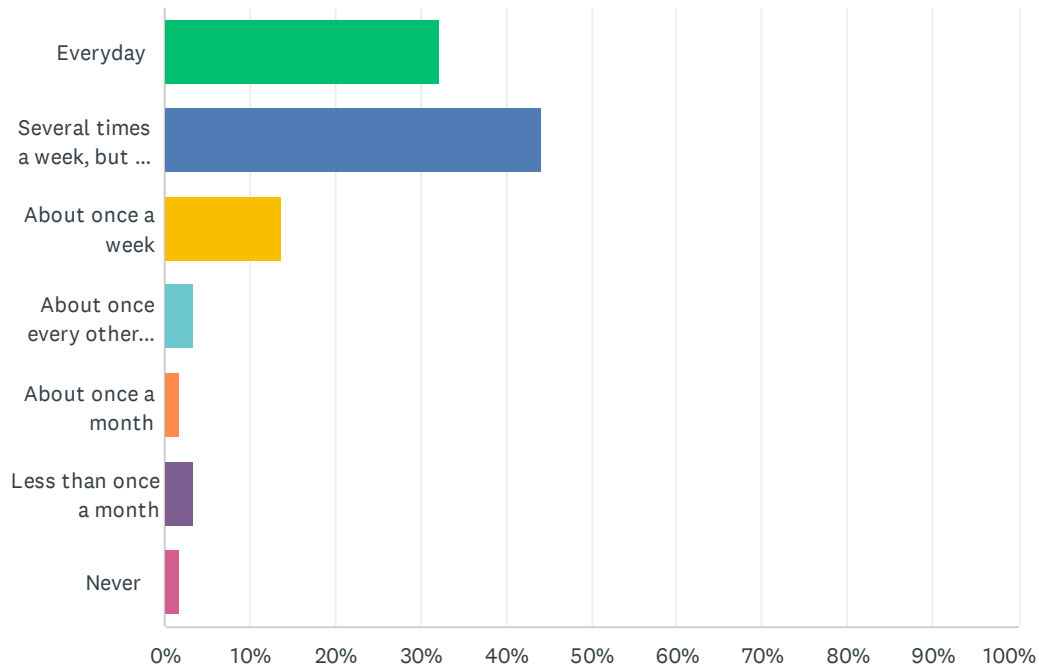
Answered: 59 Skipped: 0



ANSWER CHOICES	RESPONSES	
Excellent	20.34%	12
Very Good	38.98%	23
Good	32.20%	19
Fair	5.08%	3
Poor	3.39%	2
<b>TOTAL</b>		<b>59</b>

### Q18 How often do you engage in some form of physical exercise (such as walking, running, biking, swimming, sports, strength training, yoga, stretching)?

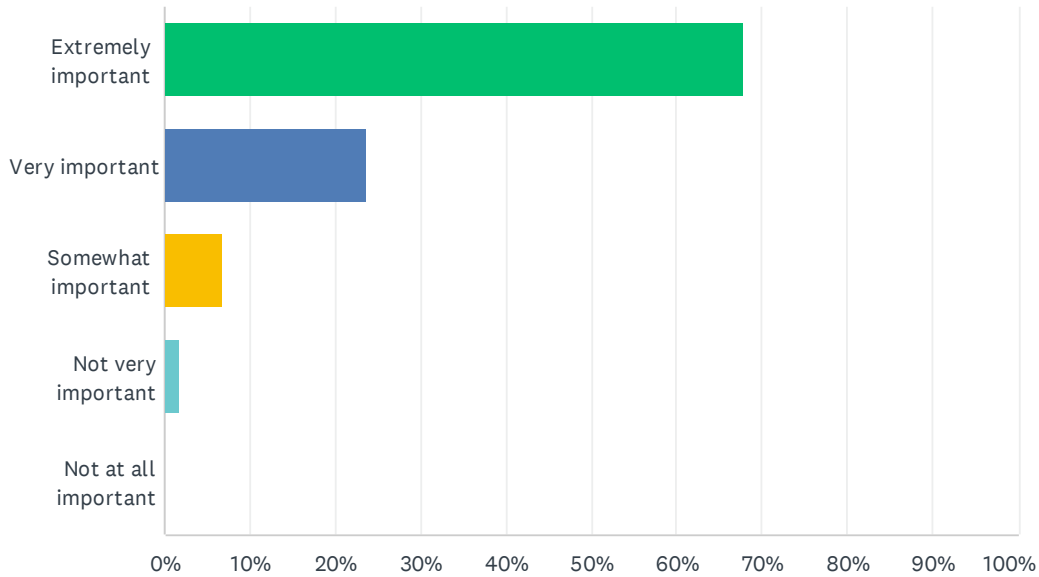
Answered: 59 Skipped: 0



ANSWER CHOICES	RESPONSES	
Everyday	32.20%	19
Several times a week, but not everyday	44.07%	26
About once a week	13.56%	8
About once every other week	3.39%	2
About once a month	1.69%	1
Less than once a month	3.39%	2
Never	1.69%	1
<b>TOTAL</b>		<b>59</b>

## Q19 How important is it to you to remain physically active for as long as possible?

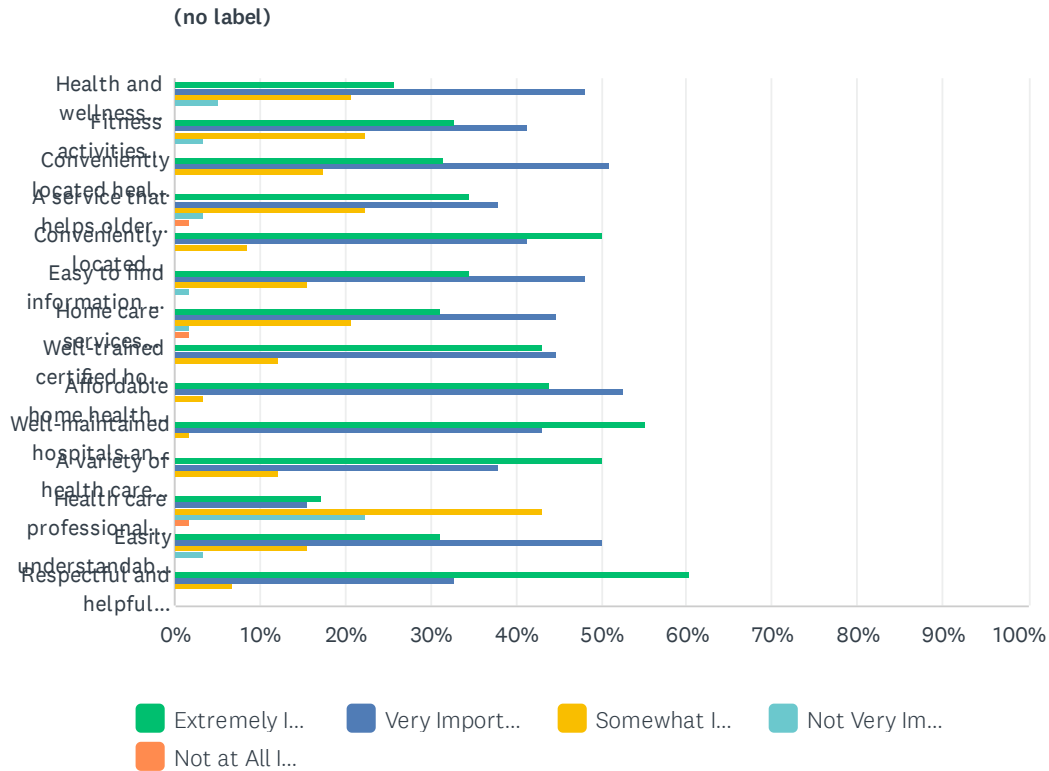
Answered: 59 Skipped: 0



ANSWER CHOICES	RESPONSES	
Extremely important	67.80%	40
Very important	23.73%	14
Somewhat important	6.78%	4
Not very important	1.69%	1
Not at all important	0.00%	0
<b>TOTAL</b>		<b>59</b>

## Q20 How important do you think it is to have the following in your community? (Choices: Extremely Important, Very Important, Somewhat Important, Not Very Important, Not At All Important)

Answered: 58 Skipped: 1



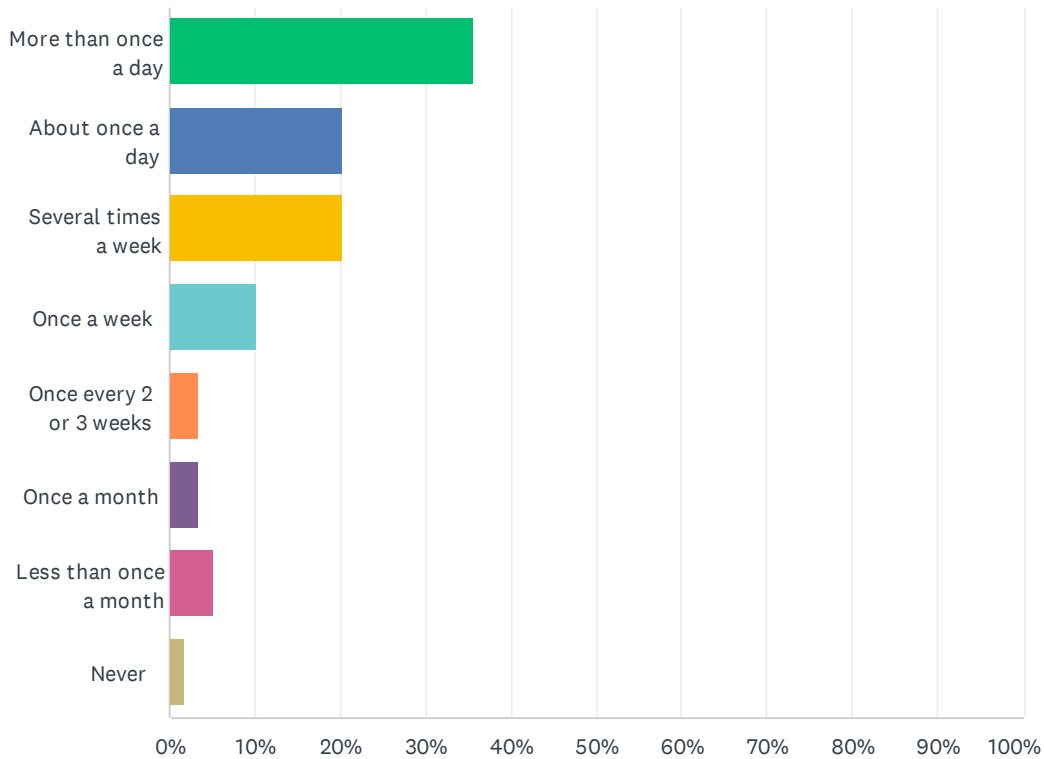


Community for All Ages Resident Survey

(no label)						
	EXTREMELY IMPORTANT	VERY IMPORTANT	SOMEWHAT IMPORTANT	NOT VERY IMPORTANT	NOT AT ALL IMPORTANT	TOTAL
Health and wellness programs and classes in areas such as nutrition, smoking cessation and weight control	25.86% 15	48.28% 28	20.69% 12	5.17% 3	0.00% 0	58
Fitness activities specifically geared to older adults	32.76% 19	41.38% 24	22.41% 13	3.45% 2	0.00% 0	58
Conveniently located health and social services	31.58% 18	50.88% 29	17.54% 10	0.00% 0	0.00% 0	57
A service that helps older adults find and access health and supportive services	34.48% 20	37.93% 22	22.41% 13	3.45% 2	1.72% 1	58
Conveniently located emergency care centers	50.00% 29	41.38% 24	8.62% 5	0.00% 0	0.00% 0	58
Easy to find information on local health and supportive services	34.48% 20	48.28% 28	15.52% 9	1.72% 1	0.00% 0	58
Home care services including health, personal care and housekeeping	31.03% 18	44.83% 26	20.69% 12	1.72% 1	1.72% 1	58
Well-trained certified home health care providers	43.10% 25	44.83% 26	12.07% 7	0.00% 0	0.00% 0	58
Affordable home health care providers	43.86% 25	52.63% 30	3.51% 2	0.00% 0	0.00% 0	57
Well-maintained hospitals and health care facilities	55.17% 32	43.10% 25	1.72% 1	0.00% 0	0.00% 0	58
A variety of health care professionals including specialists	50.00% 29	37.93% 22	12.07% 7	0.00% 0	0.00% 0	58
Health care professionals who speak different languages	17.24% 10	15.52% 9	43.10% 25	22.41% 13	1.72% 1	58
Easily understandable and helpful local hospital or clinic answering services	31.03% 18	50.00% 29	15.52% 9	3.45% 2	0.00% 0	58
Respectful and helpful hospital and clinic staff	60.34% 35	32.76% 19	6.90% 4	0.00% 0	0.00% 0	58

**Q21 About how frequently do you interact with your friends, family or neighbors in your community? This interaction could be by phone, in person, email or social media (such as Facebook).**

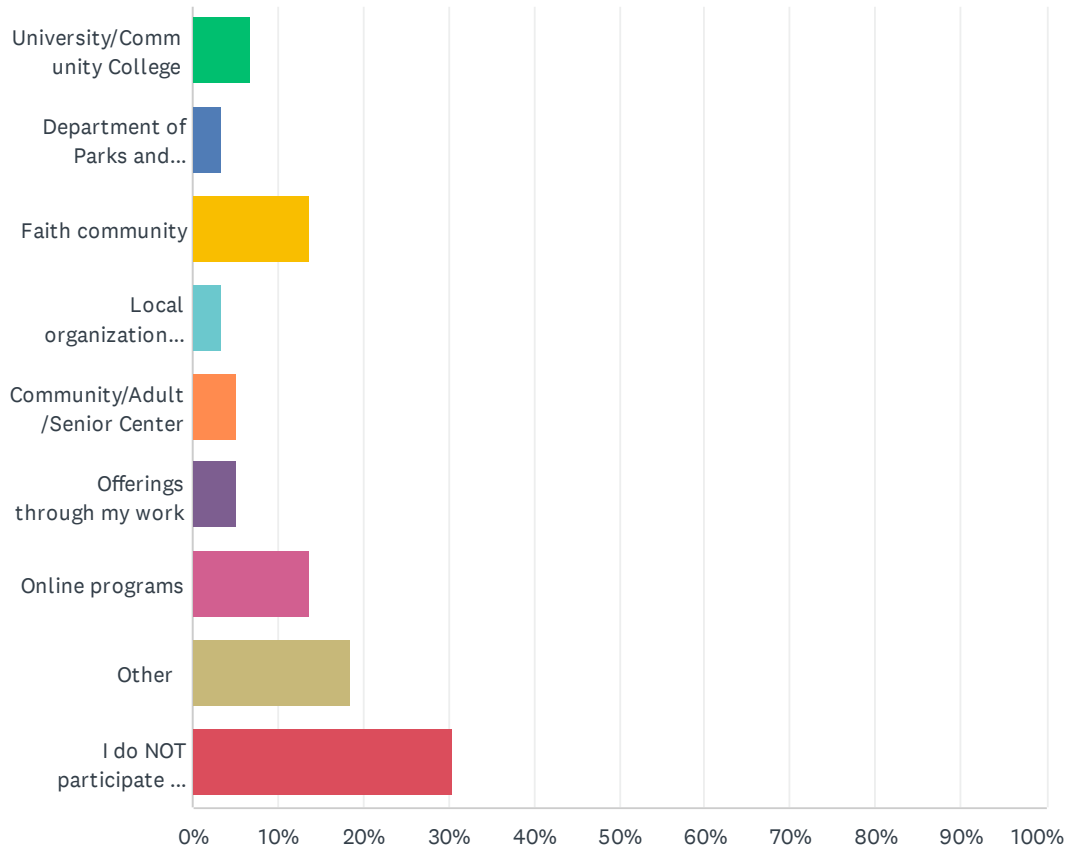
Answered: 59 Skipped: 0



ANSWER CHOICES	RESPONSES	
More than once a day	35.59%	21
About once a day	20.34%	12
Several times a week	20.34%	12
Once a week	10.17%	6
Once every 2 or 3 weeks	3.39%	2
Once a month	3.39%	2
Less than once a month	5.08%	3
Never	1.69%	1
<b>TOTAL</b>		<b>59</b>

## Q22 Where do you typically go for continuing education or self-improvement classes/workshops in your community?

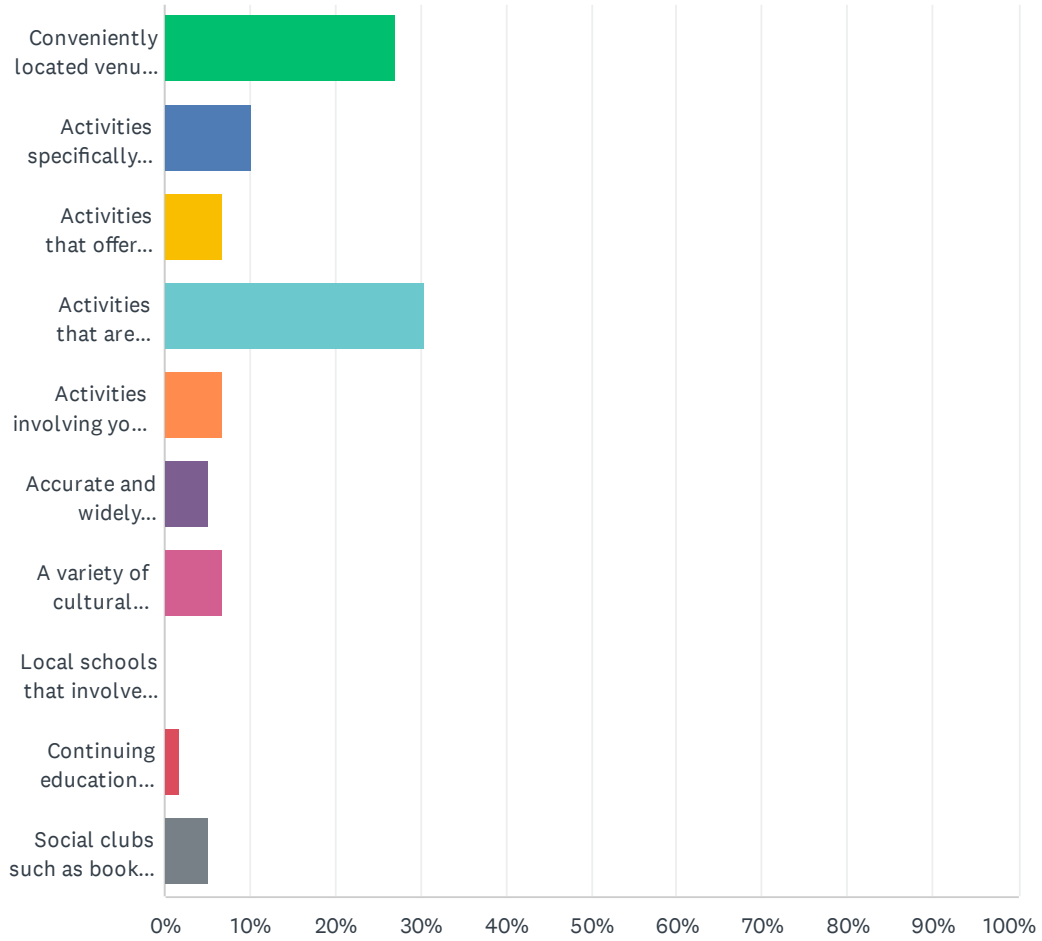
Answered: 59 Skipped: 0



ANSWER CHOICES	RESPONSES	
University/Community College	6.78%	4
Department of Parks and Recreation	3.39%	2
Faith community	13.56%	8
Local organizations or businesses	3.39%	2
Community/Adult/Senior Center	5.08%	3
Offerings through my work	5.08%	3
Online programs	13.56%	8
Other	18.64%	11
I do NOT participate in any continuing education/self-improvement classes	30.51%	18
<b>TOTAL</b>		<b>59</b>

## Q23 How important do you think it is to have the following in your community?

Answered: 59 Skipped: 0

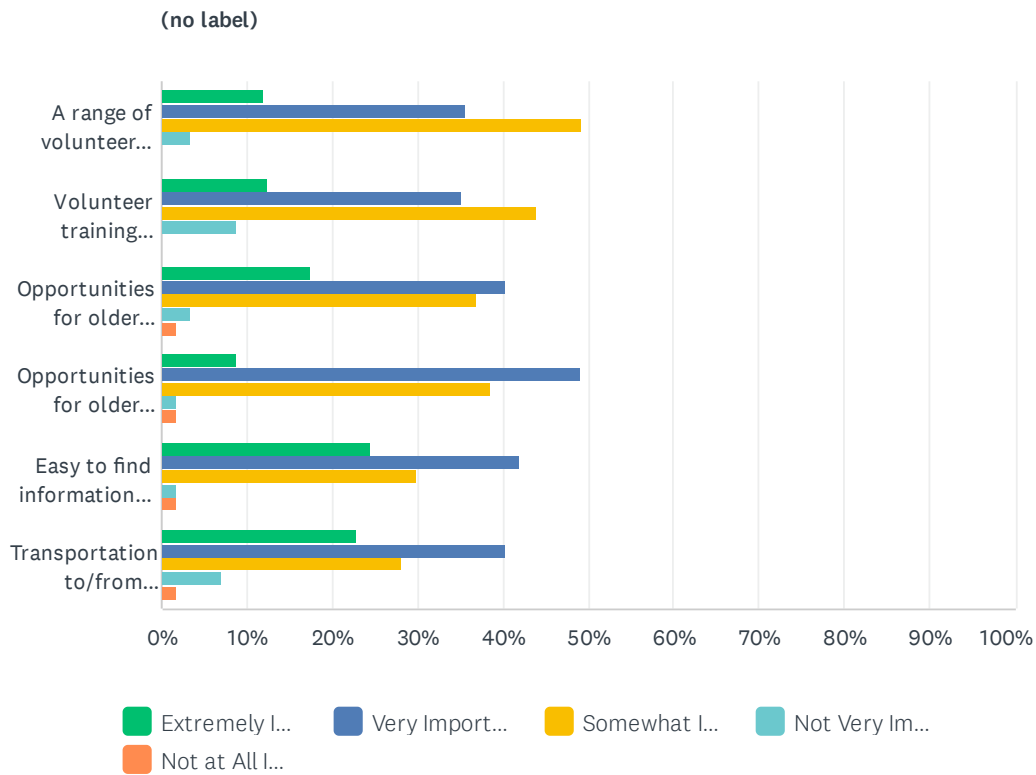


## Community for All Ages Resident Survey

ANSWER CHOICES	RESPONSES	
Conveniently located venues for entertainment	27.12%	16
Activities specifically geared to older adults	10.17%	6
Activities that offer senior discounts	6.78%	4
Activities that are affordable to all residents.	30.51%	18
Activities involving young and older people	6.78%	4
Accurate and widely publicized information about social activities	5.08%	3
A variety of cultural activities for diverse populations	6.78%	4
Local schools that involve older adults in events and activities	0.00%	0
Continuing education classes	1.69%	1
Social clubs such as books, gardening or crafts	5.08%	3
<b>TOTAL</b>		<b>59</b>

## Q24 How important do you think it is to have the following in your community?

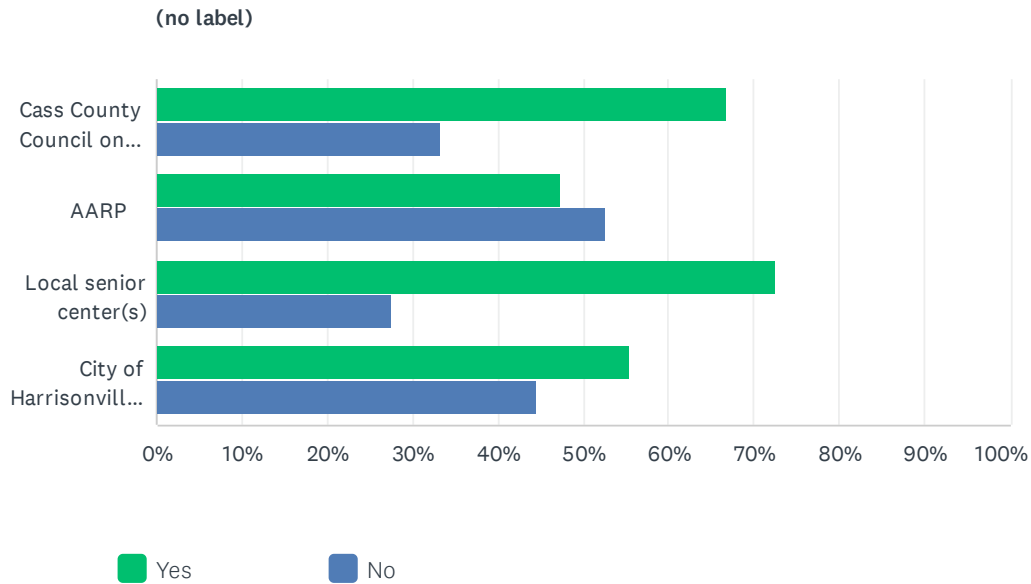
Answered: 59 Skipped: 0



(no label)	EXTREMELY IMPORTANT	VERY IMPORTANT	SOMEWHAT IMPORTANT	NOT VERY IMPORTANT	NOT AT ALL IMPORTANT	TOTAL
A range of volunteer activities to choose from	11.86% 7	35.59% 21	49.15% 29	3.39% 2	0.00% 0	59
Volunteer training opportunities to help people perform better in their volunteer roles	12.28% 7	35.09% 20	43.86% 25	8.77% 5	0.00% 0	57
Opportunities for older adults to participate in decision making bodies such as community councils and commissions	17.54% 10	40.35% 23	36.84% 21	3.51% 2	1.75% 1	57
Opportunities for older adults to volunteer in city sponsored activities and programs	8.77% 5	49.12% 28	38.60% 22	1.75% 1	1.75% 1	57
Easy to find information about local volunteer opportunities	24.56% 14	42.11% 24	29.82% 17	1.75% 1	1.75% 1	57
Transportation to/from volunteer activities for those who need it	22.81% 13	40.35% 23	28.07% 16	7.02% 4	1.75% 1	57

**Q25 Would you turn to one of the following resources if you, a family member or friend needed information about services for older adults, such as caregiving services, home delivered meals, Home repair, medical transport or social activities? (Choices: Yes, No)**

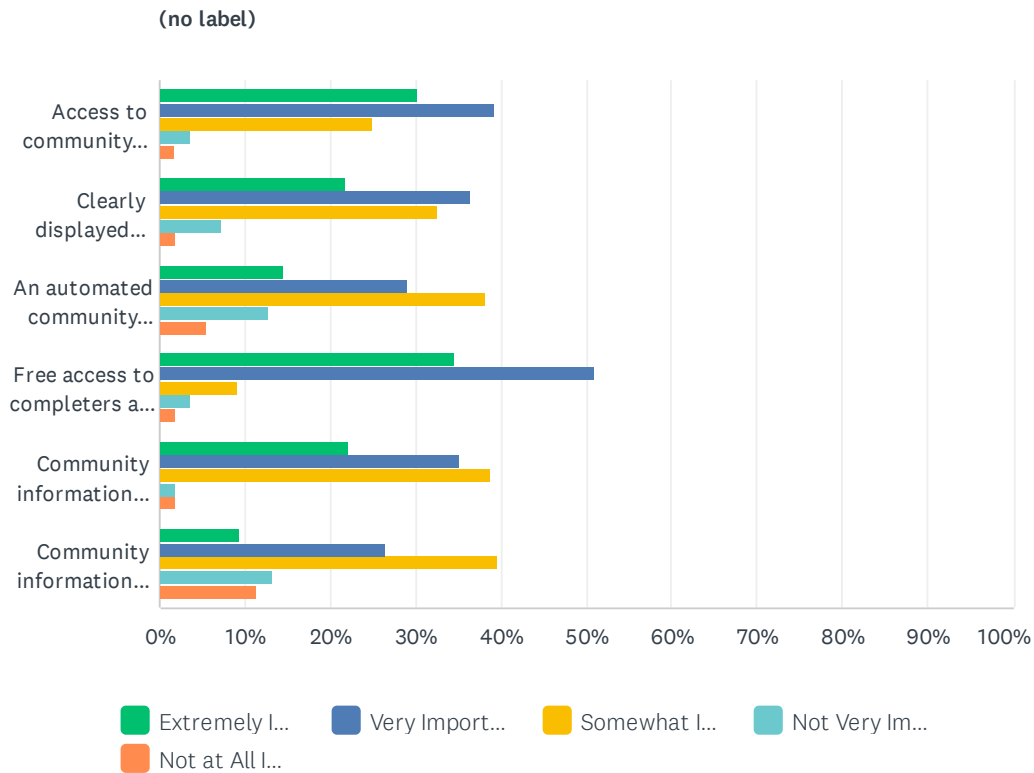
Answered: 59 Skipped: 0



(no label)			
	YES	NO	TOTAL
Cass County Council on Aging	66.67% 38	33.33% 19	57
AARP	47.27% 26	52.73% 29	55
Local senior center(s)	72.41% 42	27.59% 16	58
City of Harrisonville – Community Development Department	55.36% 31	44.64% 25	56

## Q26 How important do you think it is to have the following in your community? (Choices: Extremely Important, Very Important, Somewhat Important, Not Very Important, Not At All Important)

Answered: 56 Skipped: 3

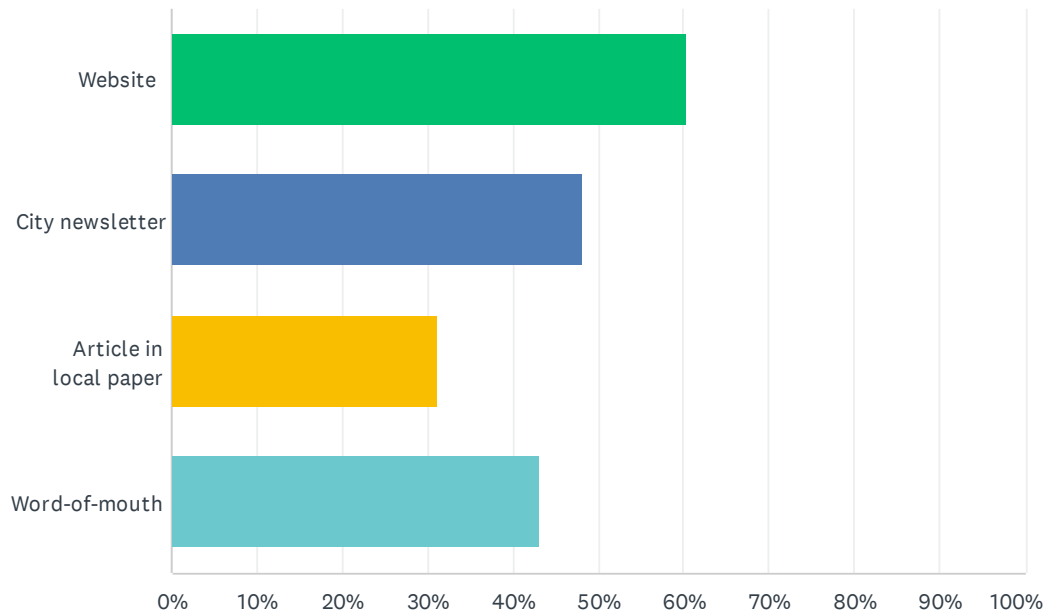


(no label)	EXTREMELY IMPORTANT	VERY IMPORTANT	SOMEWHAT IMPORTANT	NOT VERY IMPORTANT	NOT AT ALL IMPORTANT	TOTAL
Access to community information in one central source	30.36% 17	39.29% 22	25.00% 14	3.57% 2	1.79% 1	56
Clearly displayed printed community information with large lettering	21.82% 12	36.36% 20	32.73% 18	7.27% 4	1.82% 1	55
An automated community information source that is easy to understand like a toll-free number	14.55% 8	29.09% 16	38.18% 21	12.73% 7	5.45% 3	55
Free access to completers and the internet in public places such as the library, senior centers, or government buildings	34.55% 19	50.91% 28	9.09% 5	3.64% 2	1.82% 1	55
Community information that is delivered in person to people who may have difficulty or may not be able to leave their home	22.22% 12	35.19% 19	38.89% 21	1.85% 1	1.85% 1	54
Community information that is available in a number of different languages	9.43% 5	26.42% 14	39.62% 21	13.21% 7	11.32% 6	53



## Q27 How do you keep informed of city news? (check all that apply)

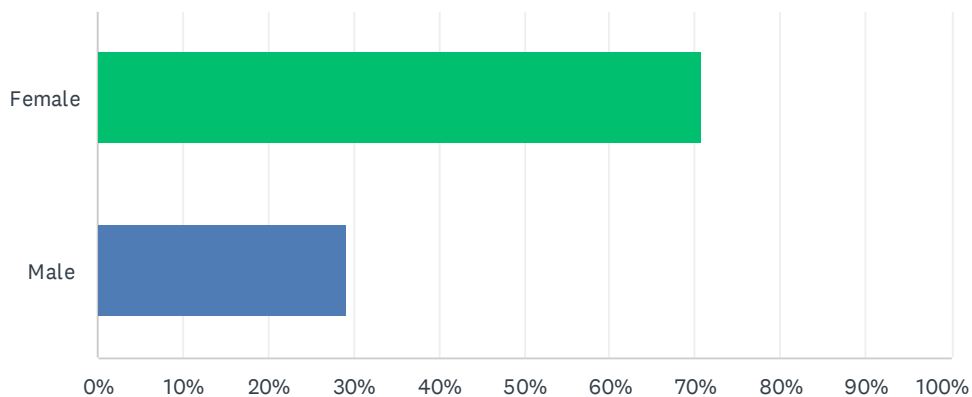
Answered: 58 Skipped: 1



ANSWER CHOICES	RESPONSES
Website	60.34% 35
City newsletter	48.28% 28
Article in local paper	31.03% 18
Word-of-mouth	43.10% 25
Total Respondents: 58	

## Q28 Are you female or male?

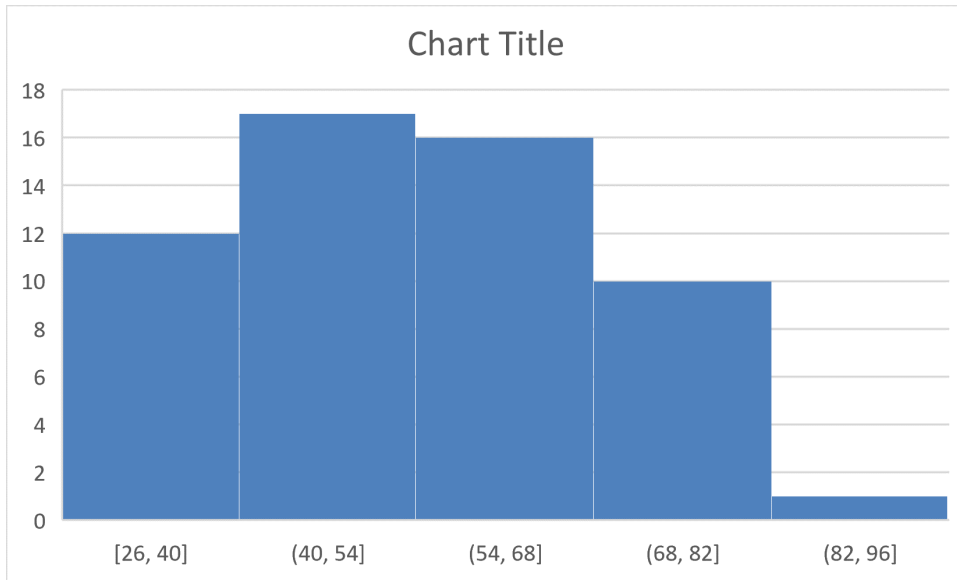
Answered: 58 Skipped: 1



ANSWER CHOICES	RESPONSES	
Female	70.69%	41
Male	29.31%	17
TOTAL		58

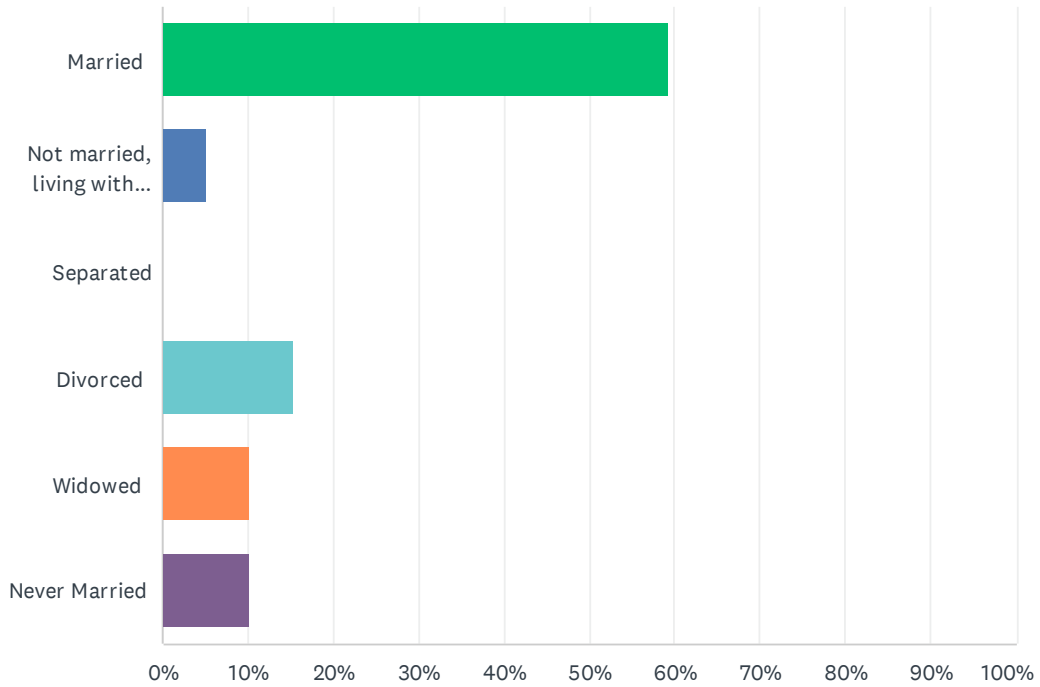
# Q29 What is your age as of your last birthday? \_\_\_\_ \_\_\_\_ \_\_\_\_ (Age in Years)

Answered: 56 Skipped: 3



## Q30 What is your current marital status?

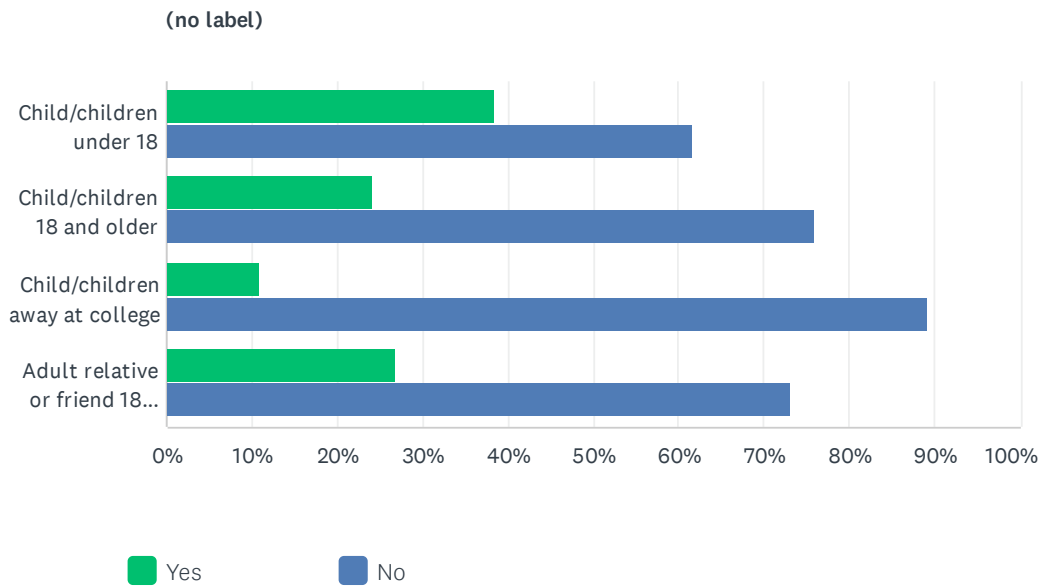
Answered: 59 Skipped: 0



ANSWER CHOICES	RESPONSES	
Married	59.32%	35
Not married, living with partner	5.08%	3
Separated	0.00%	0
Divorced	15.25%	9
Widowed	10.17%	6
Never Married	10.17%	6
<b>TOTAL</b>		<b>59</b>

### Q31 Besides yourself, do you have any of the following people living in your household? (Choices: Yes, No)

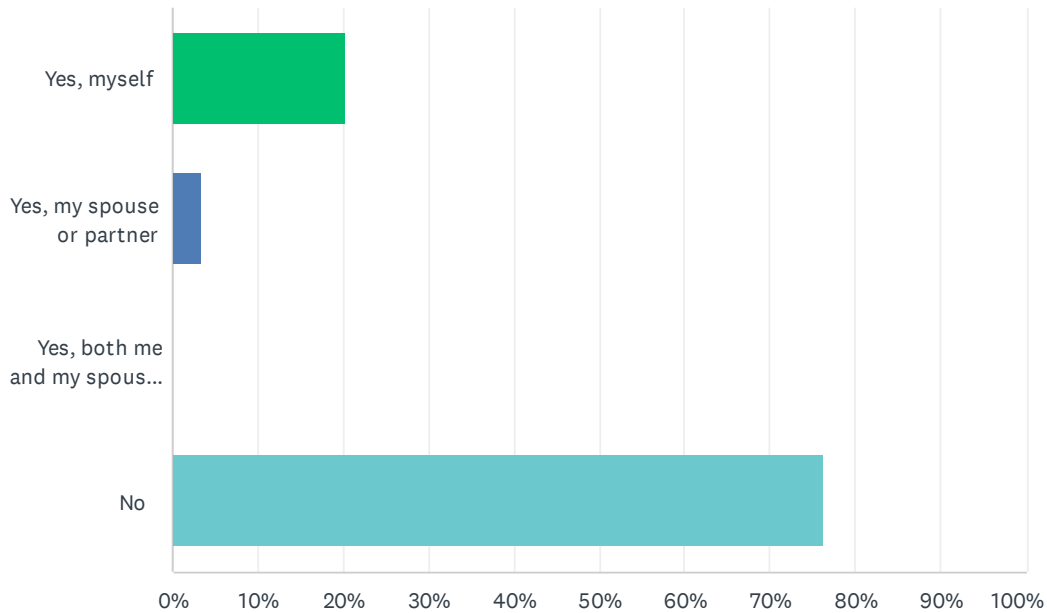
Answered: 57 Skipped: 2



(no label)			
	YES	NO	TOTAL
Child/children under 18	38.46% 20	61.54% 32	52
Child/children 18 and older	24.00% 12	76.00% 38	50
Child/children away at college	10.87% 5	89.13% 41	46
Adult relative or friend 18 or older	26.92% 14	73.08% 38	52

### Q32 Does any disability, handicap, or chronic disease keep you and/or your spouse or partner From fully participating in work, school, housework or other activities? (CHECK ONLY ONE)

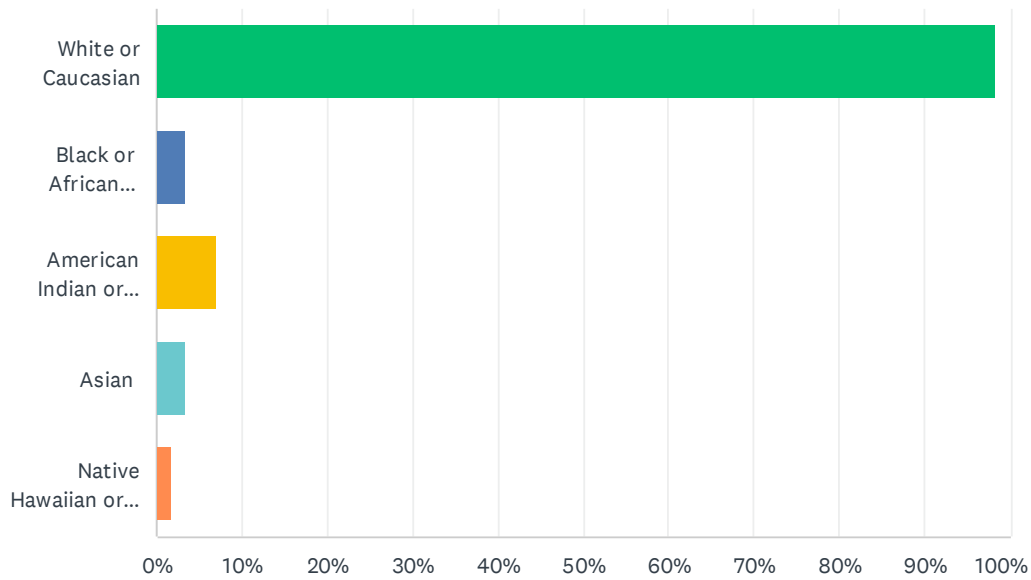
Answered: 59 Skipped: 0



ANSWER CHOICES	RESPONSES	
Yes, myself	20.34%	12
Yes, my spouse or partner	3.39%	2
Yes, both me and my spouse or partner	0.00%	0
No	76.27%	45
<b>TOTAL</b>		<b>59</b>

### Q33 What is your race and/or ethnicity? (CHECK ALL THAT APPLY)

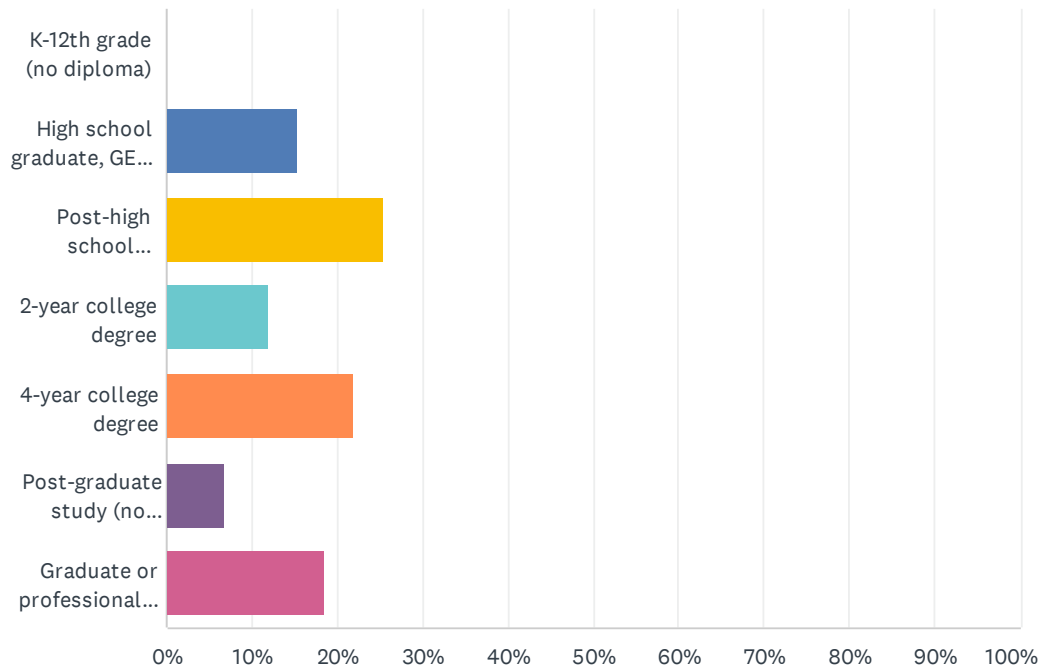
Answered: 57 Skipped: 2



ANSWER CHOICES	RESPONSES	
White or Caucasian	98.25%	56
Black or African American	3.51%	2
American Indian or Alaska Native	7.02%	4
Asian	3.51%	2
Native Hawaiian or other Pacific Islander	1.75%	1
Total Respondents: 57		

### Q34 What is the highest level of education you have completed?

Answered: 59 Skipped: 0

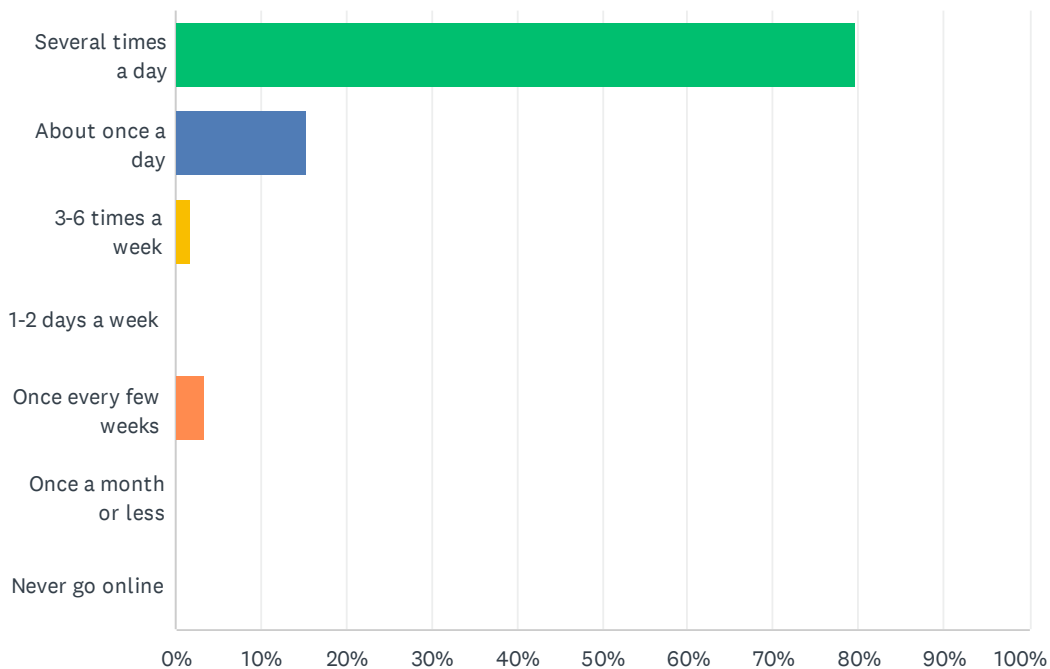


ANSWER CHOICES	RESPONSES	
K-12th grade (no diploma)	0.00%	0
High school graduate, GED equivalent	15.25%	9
Post-high school education/training (no degree)	25.42%	15
2-year college degree	11.86%	7
4-year college degree	22.03%	13
Post-graduate study (no degree)	6.78%	4
Graduate or professional degree(s)	18.64%	11
<b>TOTAL</b>		<b>59</b>



**Q35** In general, how often do you go online to access the Internet for things like sending or receiving email, getting news and information, paying bills or managing finances or buying products or services? This includes access from home, work, a mobile device (such as a smartphone), or someplace else.

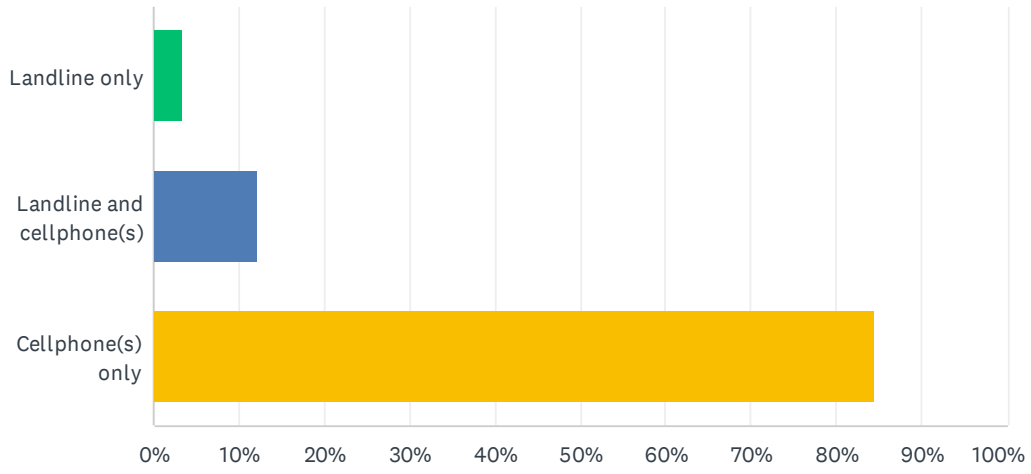
Answered: 59 Skipped: 0



ANSWER CHOICES	RESPONSES
Several times a day	79.66% 47
About once a day	15.25% 9
3-6 times a week	1.69% 1
1-2 days a week	0.00% 0
Once every few weeks	3.39% 2
Once a month or less	0.00% 0
Never go online	0.00% 0
<b>TOTAL</b>	<b>59</b>

## Q36 How do you receive calls at home?

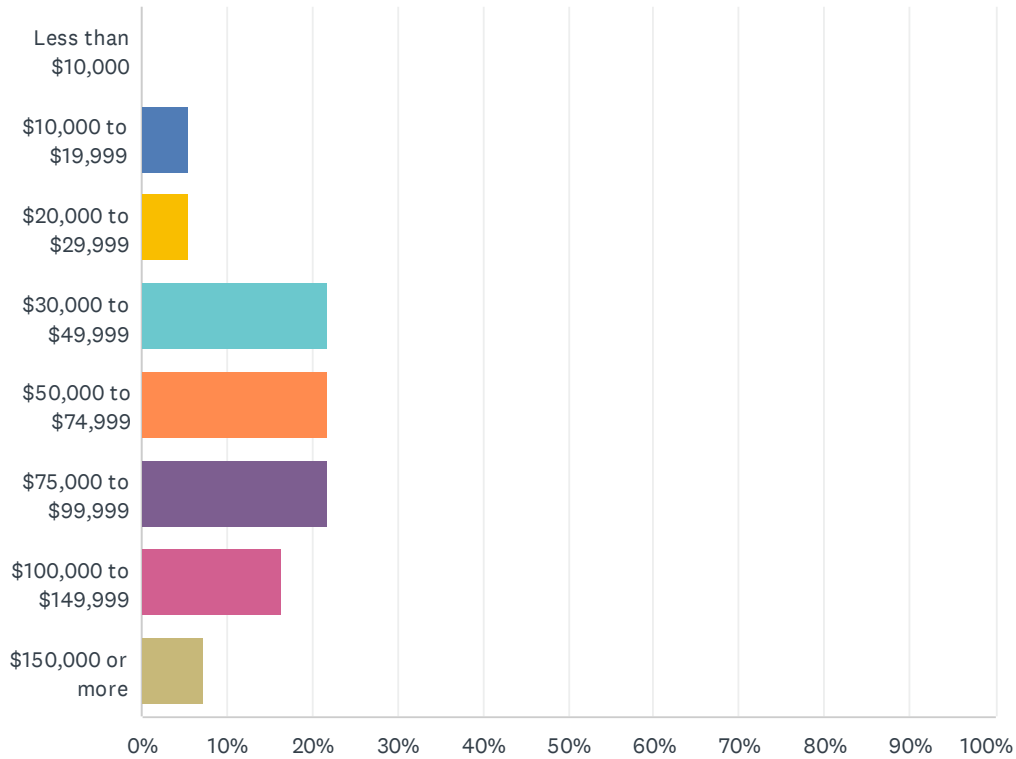
Answered: 58 Skipped: 1



ANSWER CHOICES	RESPONSES	
Landline only	3.45%	2
Landline and cellphone(s)	12.07%	7
Cellphone(s) only	84.48%	49
<b>TOTAL</b>		<b>58</b>

### Q37 What was your annual household income before taxes in the most recent tax year?

Answered: 55 Skipped: 4



ANSWER CHOICES	RESPONSES	
Less than \$10,000	0.00%	0
\$10,000 to \$19,999	5.45%	3
\$20,000 to \$29,999	5.45%	3
\$30,000 to \$49,999	21.82%	12
\$50,000 to \$74,999	21.82%	12
\$75,000 to \$99,999	21.82%	12
\$100,000 to \$149,999	16.36%	9
\$150,000 or more	7.27%	4
<b>TOTAL</b>		<b>55</b>